

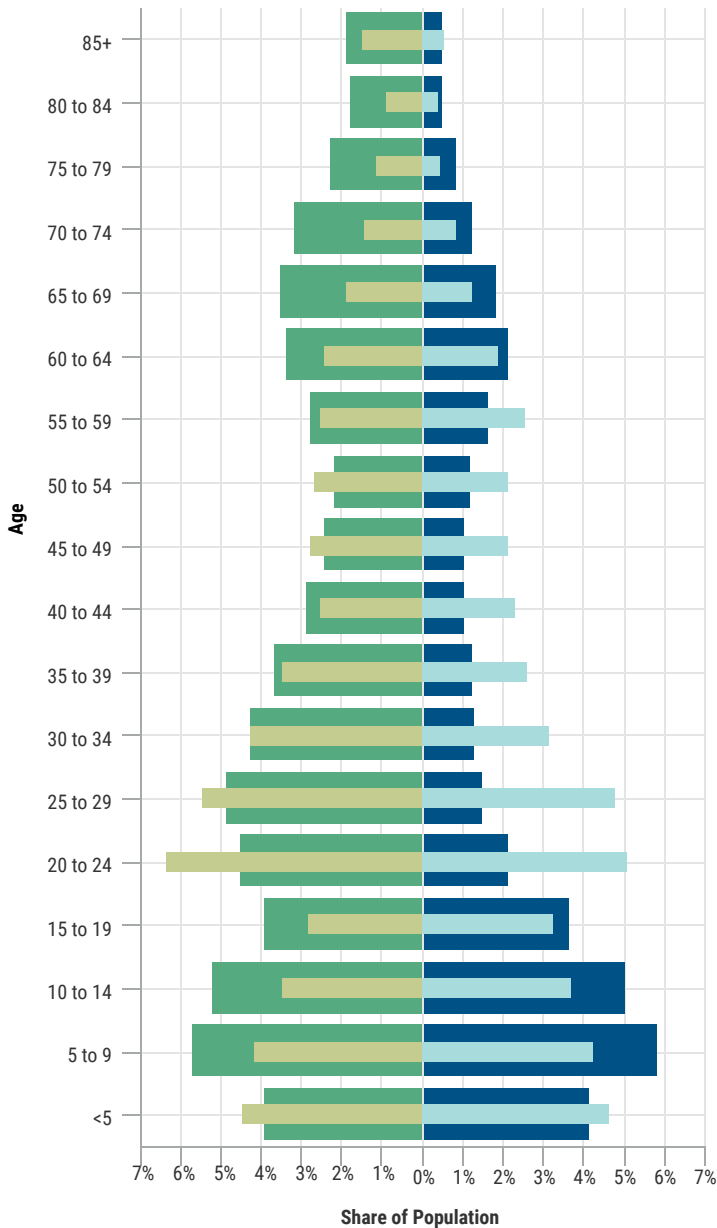
# HOW OHIO'S TAX CREDIT PROJECTS MEET SPECIFIC HOUSING NEEDS

BY DEVIN KEITHLEY

Determining who lives in OHFA-financed multifamily properties is an important step in understanding how we are serving Ohio's affordable housing needs. The infographics below compare current residents in Ohio's Housing Tax Credit (HTC) projects to all of Ohio's low-income (LI) renter households. We find that the population served is disproportionately female. Female HTC residents tend to be older than low-income female renters in general, while male HTC residents are considerably younger than all low-income male renters. While data on race and ethnicity are somewhat limited, black residents make up a larger share of the HTC population than among all low-income Ohio renters. Information like this can tell us where needs are being met, as well as where gaps still exist. For instance, the data show that the HTC is doing a good job of serving low-income women and children in Ohio, while highlighting a need to provide more affordable housing for men aged 20 to 59.

## Age and Gender

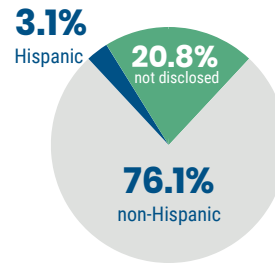
	Female		Male	
	Share of Pop.	Median Age	Share of Pop.	Median Age
<b>HTC Residents</b>	<b>61.9%</b>	<b>33</b>	<b>36.8%</b>	<b>19</b>
<b>All LI Renters</b>	<b>53.9%</b>	<b>29</b>	<b>46.1%</b>	<b>26</b>



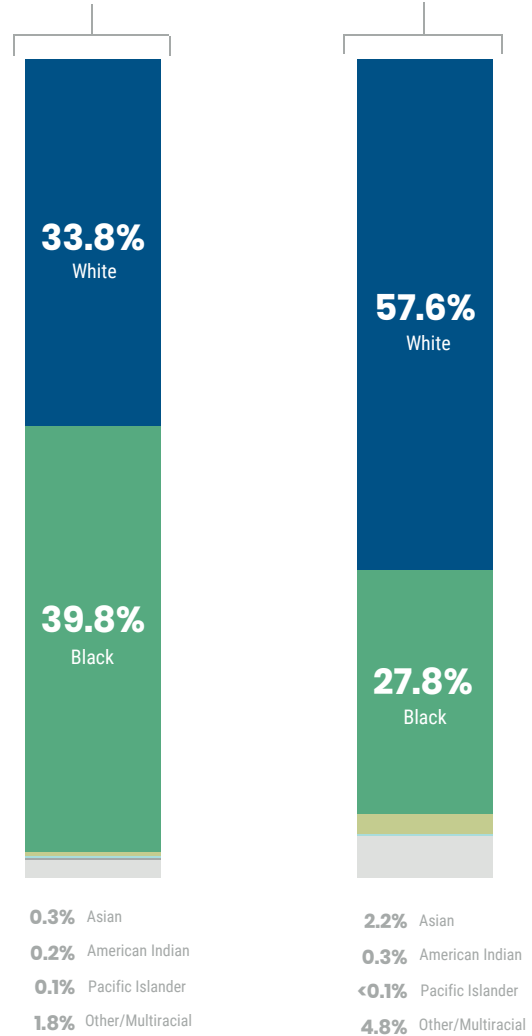
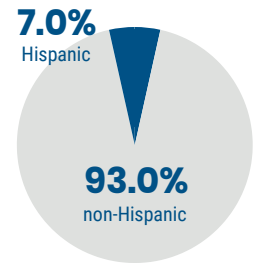
- Female HTC Residents
- All Female LI Renters
- Male HTC Residents
- All Male LI Renters

## Race and Ethnicity

### HTC Residents



### All Low-Income Renters



Source: OHFA DevCo data (as of June 30, 2019); FY 2017 HUD Income Limits, U.S. Department of Housing and Urban Development; IPUMS-USA, University of Minnesota (based on 2017 data)

Notes: Low income is defined having a household income below 80% of area median income. Some totals do not add up to 100% due to rounding, or in the case of gender of residents, because some residents identified as "other" or their gender was not disclosed. Resident information is based on OHFA internal tenant data, which is collected annually from property managers. Data on race and ethnicity are somewhat limited, as fewer than 80% of residents chose to report this information. However, this represents a marked improvement in reporting from previous years.

Questions? Contact Katie Fallon at [kfallon@ohiohome.org](mailto:kfallon@ohiohome.org)