



15TH CONGRESSIONAL DISTRICT

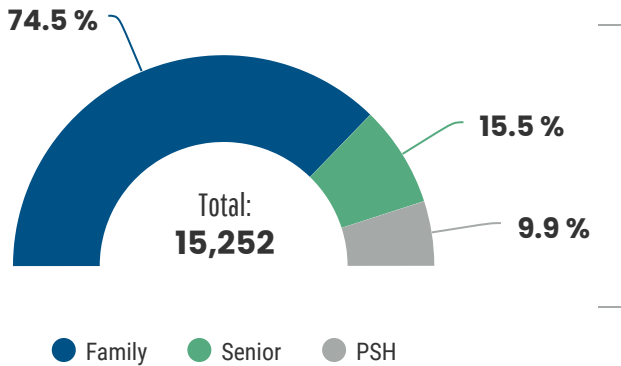
Rep. Mike Carey



The Ohio Housing Finance Agency (OHFA) is a state agency dedicated to ensuring all Ohioans have a safe and affordable place to call home. OHFA uses federal and state resources to support down payment assistance and fixed-rate mortgages as well as finance the development of affordable housing for low- to moderate-income Ohioans. Two key federal resources are the Low-Income Housing Tax Credit, which facilitates private capital investment to build and preserve affordable rental housing, and tax-exempt private activity bonds or Housing Bonds, which help support both homeownership and rental housing programs. OHFA also uses two state funding sources, an allocation from the Ohio Housing Trust Fund and funding from the Ohio Department of Commerce, Division of Unclaimed Funds, for the development of affordable rental housing. Through these programs and other activities, the Agency creates or sustains more than 27,000 jobs and contributes \$4.5 billion a year to the state's economy.

OHFA'S IMPACT IN THE 15TH DISTRICT

Rental Units Developed by Priority Need

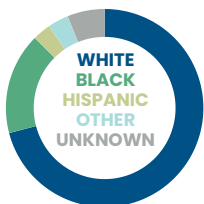


- 17,338** Residents Assisted with Homebuying
- 2,251** Residents Assisted with Homeowner Costs
- 15,252** Affordable Rental Units Built or Preserved

OHFA HOMEBUYERS IN THE 15TH DISTRICT

Median Age	Median Income	Average Home Loan	Average FICO® Score
31	\$54,535	\$148,472	707

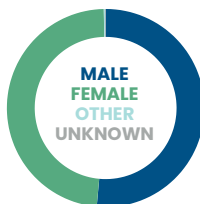
Race & Ethnicity Breakdown



Marital Status Breakdown



Gender Breakdown



HOUSING NEEDS IN OHIO'S 15TH DISTRICT

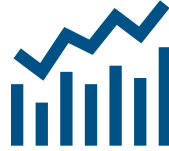
Veterans

3,730 veterans in the 15th are **housing insecure**, or live in households spending more than 50% of income on homeowner costs or rent.



Rent Increases

Over the past five years, rents in the 15th have **increased by 6.3%**, making housing less affordable for renters on fixed incomes.



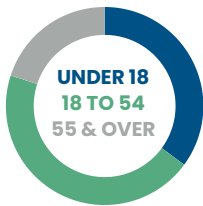
Price-to-Income Ratio

The average home price in the 15th is **\$247,290**, or **2.8 years** of family income for the average potential homebuyer.

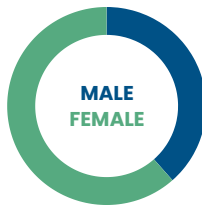


LOW-INCOME RENTERS IN THE 15TH DISTRICT

All Members of Household by Age



Heads of Household by Gender



Number of Low-Income Renters

124,788 **55,244**
All Members of Household Households

Average Age

32 **47**

All Members of Household Head of Household

Income & Rent Limits

\$40,250 **\$1,006**
Max. Income Max. Rent
60% AMI, Family of 2

Select Local Jobs

(and their average salaries)
Factory Assembly Workers (\$38K)
Medical Admin Assistants (\$36K)
Groundskeepers (\$34K)



Sources: OHFA internal data (as of December 31, 2022); American Community Survey (ACS) One- and Five-Year Estimates; IPUMS USA, University of Minnesota (based on one-year estimates); Income Limits, U.S. Department of Housing and Urban Development; Supreme Court of Ohio Case Management System (based on 2022 data); Ohio Department of Education (public data request, based on 2021–2022 school year data); Real Estate Analytics Suite, CoreLogic (based on 12-month averages); National Low Income Housing Coalition (public data request, based on one-year estimates)

Notes: PSH = Permanent Supportive Housing. AMI = Area Median Income. Due to rounding error, percentages may not add up to 100%. All estimates based on 2021 data unless stated otherwise. For questions, contact the Office of Research and Analytics at Research@ohiohome.org.



2600 Corporate Exchange Drive, Suite 300
Columbus, OH 43231
614.466.7970 | www.ohiohome.org
Shawn Smith, Executive Director
Guy Ford, Director of Legislative Affairs



National Council of State Housing Agencies
444 North Capitol Street, NW Suite 438
Washington, DC 20001
202.624.7710 | www.ncsha.org
Stockton Williams, Executive Director