



# 69TH OHIO HOUSE DISTRICT

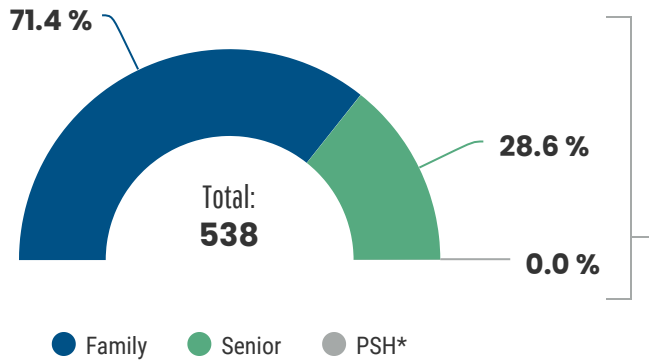
Rep. Kevin D. Miller



The Ohio Housing Finance Agency (OHFA) is a state agency dedicated to ensuring all Ohioans have a safe and affordable place to call home. OHFA uses federal and state resources to support down payment assistance and fixed-rate mortgages as well as finance the development of affordable housing for low- to moderate-income Ohioans. Two key federal resources are the Low-Income Housing Tax Credit, which facilitates private capital investment to build and preserve affordable rental housing, and tax-exempt private activity bonds or Housing Bonds, which help support both homeownership and rental housing programs. OHFA also uses two state funding sources, an allocation from the Ohio Housing Trust Fund and funding from the Ohio Department of Commerce, Division of Unclaimed Funds, for the development of affordable rental housing. Through these programs and other activities, the Agency creates or sustains more than 27,000 jobs and contributes \$4.5 billion a year to the state's economy.

## OHFA'S IMPACT IN THE 69TH DISTRICT

Rental Units Developed by Priority Need

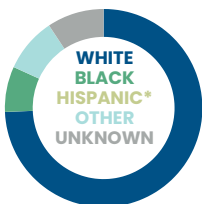


- 1,360** Residents Assisted with Homebuying
- 562** Residents Assisted with Homeowner Costs
- 538** Affordable Rental Units Built or Preserved

## OHFA HOMEBUYERS IN THE 69TH DISTRICT

Median Age	Median Income	Average Home Loan	Average FICO® Score
31	\$57,150	\$166,736	702

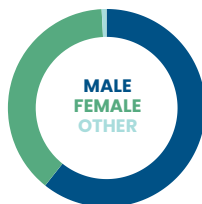
Race & Ethnicity Breakdown



Marital Status Breakdown



Gender Breakdown



# HOUSING NEEDS IN OHIO'S 69TH DISTRICT

## Older Adults

3,076 adults 55 or over in the 69th are housing insecure, or live in households spending more than 50% of income on homeowner costs or rent.



## Price-to-Income Ratio

The average home price in the 69th is \$231,451, or 2.6 years of family income for the average potential homebuyer.



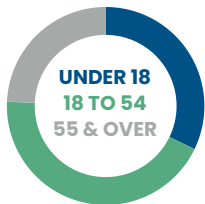
## Veterans

379 veterans in the 69th are housing insecure, or live in households spending more than 50% of income on homeowner costs or rent.

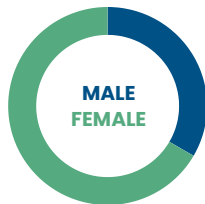


## LOW-INCOME RENTERS IN THE 69TH DISTRICT

All Members of Household by Age



Heads of Household by Gender



Number of Low-Income Renters

13,305 All Members of Household  
6,131 Households

Average Age

33 48

All Members of Household Head of Household

Income & Rent Limits

\$40,250 \$1,006

Max. Income Max. Rent  
60% AMI, Family of 2

Select Local Jobs

(and their average salaries)

Factory Assembly Workers (\$38K)  
Medical Admin Assistants (\$36K)  
Groundskeepers (\$34K)



Sources: OHFA internal data (as of December 31, 2022); American Community Survey (ACS) One- and Five-Year Estimates; IPUMS USA, University of Minnesota (based on one-year estimates); Income Limits, U.S. Department of Housing and Urban Development; Supreme Court of Ohio Case Management System (based on 2022 data); Ohio Department of Education (public data request, based on 2021-2022 school year data); Real Estate Analytics Suite, CoreLogic (based on 12-month averages); National Low Income Housing Coalition (public data request, based on one-year estimates)

Notes: PSH = Permanent Supportive Housing, AMI = Area Median Income. Due to rounding error, percentages may not add up to 100%. All estimates based on 2021 data unless stated otherwise. For questions, contact the Office of Research and Analytics at [Research@ohiohome.org](mailto:Research@ohiohome.org).



2600 Corporate Exchange Drive, Suite 300  
Columbus, OH 43231  
614.466.7970 | [www.ohiohome.org](http://www.ohiohome.org)  
Shawn Smith, Executive Director  
Guy Ford, Director of Legislative Affairs